






# Year 2 Home Learning Activities – Weeks beginning: 4th and 11<sup>th</sup> May 2020



<b>Topic</b>	<b>A day in the life of...</b> This term we will learn about significant people from the past and present.		
<b>Subject</b>	<b>Lesson ideas</b>		
<b>Spelling/Grammar/Handwriting</b>	<b>Practise your summer spellings:</b> <ul style="list-style-type: none"> <li>Put them into sentences.</li> <li>How many times can you write them in one minute?</li> <li>Create a word search puzzle with all your spellings learnt so far.</li> </ul>	<b>Year 2 spelling rules:</b> There are many spelling rules for us to learn in Year 2. The next ones are: <ul style="list-style-type: none"> <li>u sound spelt o</li> <li>o sound spelt a</li> <li>ur sound spelt or</li> <li>or sound spelt ar</li> </ul> See poems and ideas for activities (see spellings resources)	<b>Handwriting:</b> Penpal handwriting warm up: <a href="https://www.youtube.com/watch?v=vxOZXSOQRcY&amp;list=PL2HgNIO5uPKC0pTcisLkTbKnPN1atEylO">https://www.youtube.com/watch?v=vxOZXSOQRcY&amp;list=PL2HgNIO5uPKC0pTcisLkTbKnPN1atEylO</a>  Learn to join letters: ok ot ob ol  oi oy on op ov  See Year 2 Penpal Handwriting sheet to see how to join these letters.
<b>Reading</b>	<b>Reading comprehension</b> <ul style="list-style-type: none"> <li>Read and answer the questions on Victorian inventors.</li> <li>Read and answer questions on VE day (choose text appropriate for your child)</li> </ul> (see reading comprehension resources)	Create a free account on: <a href="https://home.oxfordowl.co.uk/reading/">https://home.oxfordowl.co.uk/reading/</a> <ul style="list-style-type: none"> <li>Choose a non-fiction book.</li> <li>What facts did you learn?</li> <li>Get your grown-up to ask you questions from Pawsome Gang</li> </ul> (see reading section on school website)	Read a story book from home and write a book review. We can use these book reviews to share with the rest of the class. Include: <ul style="list-style-type: none"> <li>*What you liked about the book</li> <li>*Who your favourite character was and why</li> <li>*What your favourite part of the story was any why</li> </ul> (see book review in resources)
<b>Writing</b>	<b>Instructions</b> <a href="https://www.bbc.co.uk/bitesize/topics/zkgcwmn/articles/zfrcmfr">https://www.bbc.co.uk/bitesize/topics/zkgcwmn/articles/zfrcmfr</a> Instruction writing needs: <ol style="list-style-type: none"> <li>A title</li> <li>List of what you need.</li> <li>Written in the correct order</li> <li>Include time connectives (First, Then, Next, After, Finally)                      These order the instructions.</li> <li>Use bossy verbs (draw, put, cut, fold, stick, mix)</li> <li>Use conjunctions (because, but, or, if, when, and, that)</li> </ol> <ul style="list-style-type: none"> <li>Write a set of instructions for how you made your bridge.</li> <li>Write a set of instructions for someone else to follow e.g. how to draw a flower or how to build a car out of Lego.</li> </ul> (see examples in resources)		<b>Inventions (see invention explanation in resources)</b>  <b>Watch the clip:</b> <a href="https://www.youtube.com/watch?v=d54yH2sNpw4">https://www.youtube.com/watch?v=d54yH2sNpw4</a> You have become an inventor. What are you going to invent? <ol style="list-style-type: none"> <li>Draw and label your invention.</li> <li>Explain how it works.</li> <li>Has it got any special features?</li> <li>Use bossy verbs (draw, put, cut, fold, stick, mix)</li> <li>Use conjunctions (because, but, or, if, when, and, that)</li> </ol> If you need some inspiration: <a href="https://www.bbc.co.uk/newsround/46826300">https://www.bbc.co.uk/newsround/46826300</a> <a href="https://www.littleinventors.org/">https://www.littleinventors.org/</a>  *Can you make your inventions out of items around your home?

# Year 2 Home Learning Activities – Weeks beginning: 4th and 11<sup>th</sup> May 2020



<p><b>Topic</b></p>	<p><b>Inventors: Isambard Kingdom Brunel</b>                  Research Isambard Kingdom Brunel:  <a href="https://www.bbc.co.uk/bitesize/topics/zd4dy9g/articles/zni32sg">https://www.bbc.co.uk/bitesize/topics/zd4dy9g/articles/zni32sg</a>  <a href="https://www.bbc.co.uk/teach/class-clips-video/true-stories-isambard-kingdom-brunel/zjrtvk7">https://www.bbc.co.uk/teach/class-clips-video/true-stories-isambard-kingdom-brunel/zjrtvk7</a></p> <ul style="list-style-type: none"> <li>• Can you design a bridge? Draw your design.</li> <li>• Build your bridge using paper, cardboard, sticks, straws etc.</li> <li>• Test out the strength of your bridge e.g. how many toy cars can it hold?</li> </ul>	 
<p><b>Maths</b></p>	<p><b>Weeks 3 and 4 - Addition and subtraction</b>                  Every day, there's a learning video on <b>White Rose</b> website to watch and a link to that day's <b>BBC Bitesize</b> page.                  Question sheets and answers saved in <b>Maths resources</b> on website</p> <p>Don't forget you can also use <a href="https://primarystareducation.co.uk/">https://primarystareducation.co.uk/</a></p> <p><b>Also</b>  <b>Flashbacks</b> – revise previous learning  <b>Dice games</b> – to practise number facts.</p>	
<p><b>History</b>  <b>VE Day</b>                  Friday 8<sup>th</sup> May 2020, will mark the 75<sup>th</sup> anniversary of VE day when the guns fell silent at the end of the war in Europe. Unfortunately, most events and street parties have had to be cancelled but you could still mark the occasion at home.</p>	<p><b>How is VE remembered by those that were there?</b>                  *Find out about how VE Day was celebrated at the time using two primary sources (from the time).                  Use the idea of similarity and difference to explore the sources in more detail.  <a href="https://www.mrtdoeshistory.com/ve-day-key-stage-1">https://www.mrtdoeshistory.com/ve-day-key-stage-1</a></p> <p>*Or read through the information (ppt/reading comprehension) and share the information you've learnt. You could make your own Powerpoint, produce a fact poster, prepare a quiz for your family.</p> <p>Have a go at morse code – can you crack the coded messages?</p> <p><b>(all resources in VE day folder)</b></p>	<p>Have an afternoon tea or picnic in the living room or garden (with or without teddies)</p> <p>Make some bunting to decorate your home and garden  <a href="https://bbc.in/2Y7KIEA">https://bbc.in/2Y7KIEA</a></p> <p>Wear any red, white or blue clothing you many have.</p> <p>Try out some recipes from WW2 (<b>see VE folder</b>)</p>  <p>Join in with Tom Caradine's VE sing a long                  Learn three classic WW2 songs  <a href="https://bit.ly/35dKF6m">https://bit.ly/35dKF6m</a></p> <p><b>Send Miss Davies and Miss Weston photos of your street party!</b></p> 

## Year 2 Home Learning Activities – Weeks beginning: 4th and 11<sup>th</sup> May 2020



<b>PSHE</b>	<p>This half term with Jigsaw Jo we are thinking about relationships. We are looking out for people who</p> <ul style="list-style-type: none"> <li>✓ Know how to make friends.</li> <li>✓ Try to solve problems when they occur.</li> <li>✓ Help others to feel part of a group.</li> <li>✓ Show respect in how they treat others.</li> <li>✓ Know how to help themselves when they feel upset or hurt</li> <li>✓ Know and show what makes a good relationship.</li> </ul> <p>We are not with our friends at the moment but we can try these things out with our families. Here are some activities to get you started, remember to think about these ideas when you are busy at other times.</p>		
	<p><b><u>Families</u></b>                  Make a family tree. Talk about each person and what makes them special.</p> <p>Read a story about families.</p> <p>Write a recipe for a happy home. E.g. A cup of love, a spoonful of sharing, a sprinkle of laughing. What could you add?</p>	<p><b><u>Keeping safe</u></b>                  Draw a letter or shape on someone's back; can you guess what it is? Let them do it to you.</p> <p>How do we touch to communicate? What touches don't we like?</p> <p>Draw around one of your hands. Let someone else draw around the other hand, write in or under one of them a touch that you like and on the other one a touch you don't like.</p>	<p><b><u>Secrets, trust and appreciation</u></b>                  Play Chinese whispers.</p> <p>Talk about good secrets and wrong secrets.</p> <p>Telling the truth builds up trust, telling a lie breaks it down. Who do you trust and which people do you not trust? Talk about why you feel that way.</p>



### Year 2 Spelling Rules

Spelling Pattern	Rules/guidance	Examples
u sound spelt o	No rule	Mother other brother Monday nothing
o sound spelt a	After w and qu, you usually use 'a' to make the o sound	watch want wander quantity squash, wash
ur sound spelt or	After w, some words use or for the ur sound	word work worm worth world
or sound spelt ar	After w, some words use ar for the or sound	war warm towards