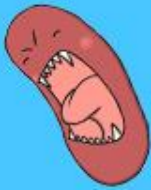
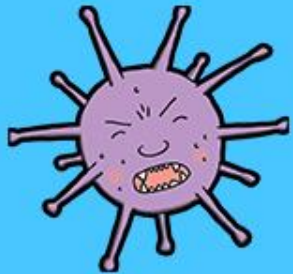


Germ Science

A task setting PowerPoint Pack about the importance of washing our hands



Germ Science

Whatever you did today, you came into contact with germs.

It's easy for a germ on your hand to end up in your mouth.

How many foods do you eat with your hands?

Do you suck your thumb or bite your nails?

Washing your hands is the best way to stop germs from spreading.

Think about all of the things that you touched today. Pencils in the classroom, the toilet, a football or an apple. Maybe you blew your nose in a tissue and then went outside to dig around in the dirt with your friend.

Wash Your Hands

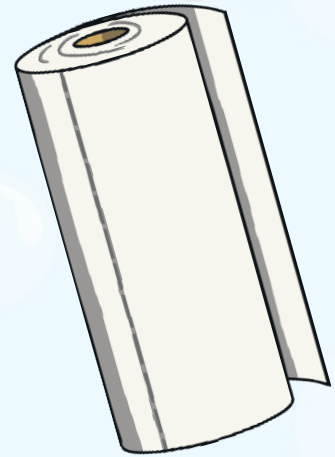
- When your hands are dirty.
- Before eating or touching food you are helping cook.
- After using the bathroom.
- After blowing your nose or coughing.
- After touching pets or other animals.
- After playing outside.
- Before and after visiting a sick relative or friend.



How Clean Are Your Hands?

What you will need:

- Hand lotion
- Biodegradable glitter
- Sink or large bucket
- Newspaper
- Paper towels
- Soap
- Water
- A partner



What to Do

1. Put a drop of lotion on your hands and rub them together to spread the lotion out evenly.
2. With your hands over newspaper, ask your partner to put a pinch of glitter in the palm of one of your hands.
3. With your hands still over the newspaper, make a fist with the hand that has glitter on it, then spread your fingers out. What do you see?
4. Now press the palms of your hands together and pull them apart. What do you notice about your hands?
5. Touch your partner's hand. Now do you see anything on it?
6. Get a paper towel and use it to wipe your hands clean of all the glitter. Is it working?
7. After using the paper towel, try using soap and water to wash your hands. Did the glitter come off?

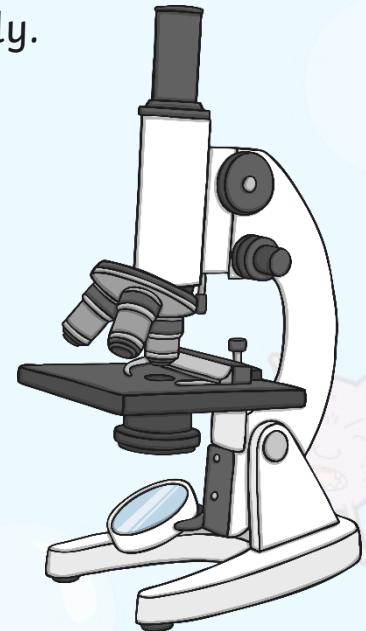


What's Happening?



After getting the glitter on your hands, you should have noticed it spreading very easily to anything you touched. Even your partner's hand will now have glitter on it. When you tried to use the paper towel to remove the glitter, some of the glitter probably came off, but most of it stayed on your hands. But when you used soap and water to wash your hands, the glitter came off pretty easily.


The glitter is acting the same way that germs on your hands act. There are a lot of germs, they spread around easily and it can be hard to get them off. The difference between the glitter and germs is that germs are so small you can't see them without a microscope. You have to know when you may have come into contact with germs and then wash your hands.



What's Happening?

If you accidentally touched your mouth, nose or eyes while doing this experiment, you may have found glitter getting left behind. Germs travel the same way and can easily enter your body if you touch your face with dirty hands and germs can make you sick.

That's why it's important to wash your hands before you eat. It is also important to wash your hands after touching something that might have germs, such as when you use the bathroom or play outside. If you don't, the germs can easily spread to more place and to other people and cause sickness.



Plenary Quiz

There are thousands of species of bacteria that can make people ill.


True

or

False

False

Of the thousands of species, only a few make people ill. The 'bad' bacteria are often talked about, not the 'good' ones!



Plenary Quiz

Most bacteria are smaller than the size of a full stop.


True

or

False

True

That is why they are so hard to see and we have to take extra care washing our hands.



Plenary Quiz

The best way to protect against infection from germs
is to wash your hands.

True

or

False

True

Now we are all experts in this!

