



## Year 2 Home Learning Activities – Week beginning: 31<sup>st</sup> January 2022

### Our Topic: A Day in the Life of....

This half term we will learn about significant people past and present

Everything in red will be available on the school website under the Learning Tab:

<http://oaklandsinfants.org/year-2-home-learning-wb-31-1-22/>

### Writing

**Lesson 1 – Spellings** (See below)

**You needed to have done lesson 4 from last week – design your invention.**

#### Lesson 2 – Invention Poster

Watch lesson 2 video to look at a range of posters.

**Task** – create a poster to advertise your invention.

Lesson 2: <https://youtu.be/8ZJD1Ts7nP8>

#### Lesson 3 – Invention Explanation

Watch lesson 3 video to be guided by Miss Weston in writing a writing task.

**Task** – write an explanation for your invention

Lesson 3: <https://youtu.be/UsdQUOau3nI>

#### Lesson 4 – Invention Leaflet

Watch lesson 4 video to learn how to create a leaflet.

**Task** – create a leaflet with instructions for your invention.

***(Template available if needed)***

Lesson 4: [https://youtu.be/4EBGq1\\_Hw3w](https://youtu.be/4EBGq1_Hw3w)



## Year 2 Home Learning Activities – Week beginning: 31<sup>st</sup> January 2022

<b>Reading</b>		
<b>Individual Reading</b>	<b>Storytime</b>	
<p>Oxford Owl have a few free online books to read:  <a href="https://www.oxfordowl.co.uk/for-home/find-a-book/library-page/">https://www.oxfordowl.co.uk/for-home/find-a-book/library-page/</a></p> <p>Use the questions from Pawsome Gang click link below:  <a href="http://oaklandsinfants.org/reading-comprehension-with-the-pawsome-gang/">http://oaklandsinfants.org/reading-comprehension-with-the-pawsome-gang/</a></p>	<p><b>BookTrust Story Books</b>            Classic children’s stories such as Hairy Maclary, Owl Babies and Rumble in the Jungle to choose from. These can be watched or read by turning the sound off on your computer (<i>some devices might not support these storybooks</i>).  <a href="https://www.booktrust.org.uk/books-and-reading/have-some-fun/storybooks-and-games/">https://www.booktrust.org.uk/books-and-reading/have-some-fun/storybooks-and-games/</a></p>	<p><b>The Books for Topics</b>            This website has some great online story times to access at home. The QR codes and links in the document lead to story readings on YouTube. All of the books chosen are read aloud by their fabulous authors and illustrators.  <a href="https://www.booksfortopics.com/storytime-online-5-7">https://www.booksfortopics.com/storytime-online-5-7</a></p>
<b>Handwriting</b>		<b>Phonics</b>
<p><b>Lesson 1</b>            Diagonal join to anti clockwise letters: ea            Click here: <a href="https://youtu.be/rUaSiUGxni8">https://youtu.be/rUaSiUGxni8</a></p>	<p><b>Lesson 2:</b> Writing words in sentences:  <b>Everybody gets clean in the bath.</b>  <b>Kind people say please.</b></p>	<p>Go to the site <a href="http://www.phonicsplay.co.uk">www.phonicsplay.co.uk</a> they have some free games.            Please focus on Phase 5 words and sounds.</p>
<b>Spelling</b> - Our 3 new focus words this week are: <i>father water after</i>		
<p><b>Lesson 1</b> - Practise your Spellits from previous weeks – can you spell all 12 correctly?  <b>(bath, path, half, grass, class, pass, told, cold, hold, last, past, fast)</b>            Look at this week’s set. Think why these three words go together in a group (all end in ‘old sound). Can you think of any other words that are spelt like this?            Write this weeks spellings 5 times – normal writing, crazy writing and in capitals.</p>		<p><b>See Spelling Template sheets for all three lessons – <a href="#">Click here</a></b></p>
<p><b>Lesson 2</b> – Fill in the missing gaps of the sentences using your new spellits.</p>		
<p><b>Lesson 3</b> - Write out your own sentences to include this week’s spelling words.            Try to make your sentence as exciting as possible with adjectives and strong verbs. Extend your sentences by using conjunctions such as and/but/so and because.</p>		
<p><b>Spelling Bonus Task</b>            Use something other than a pencil to practise writing this week’s and last week’s spellings. Maybe try chalk outside, making the words with tiny pebbles, Lego bricks, painting or writing the words in shaving foam.</p>		

## Year 2 Home Learning Activities – Week beginning: 31<sup>st</sup> January 2022

### Maths

#### Math Lessons – Place Value

#### Video Link

#### White Rose Home Learning Sheets

**Lesson 1** – Multiplication sentences from pictures

<https://vimeo.com/488113679>

**Lesson 2** – Use arrays

<https://vimeo.com/490417143>

**Lesson 3** – Make doubles

<https://vimeo.com/490420115>

**Lesson 4** – Two times table

<https://vimeo.com/490420447>

**Lesson 5** – Multiplication word problems


**Miss Davies video:** <https://youtu.be/GQURp-DvJvM>

(different levels, level 3 for those children working above age related expectations)

*Activity sheet found in Yr2 HL Tab*

### Arrays – Lesson 2


Array cities




Use cereal such as Cheerios



Use muffin tins



Use coloured stickers/dots



Use paints and cotton buds


### Practical Maths

- Use an egg carton as a multiplication problem generator. Write the numbers 1-12 in the bottom of the egg carton. Place a marble or stone inside and close the lid. Decide on the times table you are practising. Shake and see what number it lands in. Multiply by that number.



- Make a set of cards with the multiplication number sentences and the answers. Play a game of Pairs or see how quickly you can match the answer to the question card.

## Year 2 Home Learning Activities – Week beginning: 31<sup>st</sup> January 2022

<b>Topic/Creative</b>	
<p><b>Inventions</b></p> <p>Following on from Lesson 1 where you have designed your invention can you create it with items around the home?            Email in photos or videos of your inventions to your class teachers.            If you need some inspiration:  <a href="https://www.bbc.co.uk/newsround/46826300">https://www.bbc.co.uk/newsround/46826300</a>  <a href="https://www.littleinventors.org/">https://www.littleinventors.org/</a></p>	
<p><b>Taskmaster</b> - #HomeTasking</p> <p>Egg drop: Drop an egg from the greatest height without it breaking – you can protect it with only 3 items found at home.</p> <div style="text-align: right;">  </div>	
<b>PE</b>	
<p>P.E You can access so many fun games using the link below:            Disney Wake Up and Shake Up Activities You will find games linked to some of your favourite Disney films, such as Toy Story 4, Frozen or the Lion King  <a href="https://www.nhs.uk/10-minute-shake-up/shake-ups">https://www.nhs.uk/10-minute-shake-up/shake-ups</a></p>	<p>Or try a movement break using:            Cosmic Yoga - <a href="https://www.youtube.com/channel/UC5uIZ2KOZZeQDQo_Gsi_qbQ">https://www.youtube.com/channel/UC5uIZ2KOZZeQDQo_Gsi_qbQ</a>            BBC activities - <a href="#">Physical Education KS1 / KS2: Let's Get Active - BBC Teach</a>            Go Noodle - <a href="#">GoNoodle   Get Moving - YouTube</a></p>
<b>RE - Judaism</b>	
<p>The key question for our RE unit this half term is: <b>How important is it for the Jewish people to do what God asks them?</b></p>	
<p>In this first lesson we will be learning all about how the religion of Judaism began. We'll learn about Abraham, an important prophet who lived 4000 years ago.  <a href="https://classroom.thenational.academy/lessons/what-was-the-first-covenant-between-abraham-and-god-cdj0t">https://classroom.thenational.academy/lessons/what-was-the-first-covenant-between-abraham-and-god-cdj0t</a></p>	<p>In this lesson we will learn all about another very important prophet in the Jewish faith: Moses. We will see how Moses began life as a prince, before leaving Egypt and then returning to free the Jewish people from the Pharaoh.  <a href="https://classroom.thenational.academy/lessons/why-did-moses-lead-the-israelites-out-of-egypt-cgu30d">https://classroom.thenational.academy/lessons/why-did-moses-lead-the-israelites-out-of-egypt-cgu30d</a></p>

# Year 2 Home Learning Activities – Week beginning: 31<sup>st</sup> January 2022

