

Useful Questions



Questions while selecting a book:

- Why did you want to read this book?
- Do you like the book cover? What do you like about it?
- Have you read any other books by this author?
- What do you think this book might be about?

Plot questions after reading the book:

- What happened in the beginning?
- What happened next?
- What happened at the end of the story?



Questions prior to reading the book:

- What is the title of this book?
- Who are the author and illustrator?
- Does the picture on the cover give us any clues as to what the story might be about?
- Does it sound like an exciting/sad/happy story?



Character questions:

- What do we learn about X in the beginning of the story?
- What do we know about X by the end of the story?
- Who are the main characters in the story?
- What would you have done if you were X?
- What are some of the words the author has used to describe the character?
- How did X feel when... ?

Questions while reading the book:

- What has happened so far? What do you think might happen next?
- What can you see in the pictures?
- Which character is your favourite?
- How would you feel if that happened to you?




Appreciation questions:

- Did you enjoy this story?
- What did you like/dislike the most?
- Did any parts of the story make you laugh? Why?
- Which was your favourite bit? Why?
- Did the story remind you of anything that has happened to you?






Reading At Home

The **MORE** that you
READ, the **more things**
you will **KNOW**.
The **MORE** that you
Learn, the **more places**
you'll **GO**.

 Illustration by NanaLissa

A Booklet for Year 1 Parents



Why read 20 minutes at home?		
Child A Reads	Child B Reads	Child C Reads
20 minutes a day	5 minutes a day	1 minute a day
3600 minutes per school year	900 minutes per school year	180 minutes per school year
1,000,000 words per year	282,000 words per year	8000 words per year
		
If a child starts reading for 20 minutes a day per night in Reception, by the end of Year 6 Child A will have read for the equivalent of 60 school days, Child B will have read for 12 days and Child C will have read for 3.		
Want to be a better reader? Simply read!		
10 Minutes reading to someone 10 minutes sharing or being read to = 20 minutes		

Be positive. Praise your child for trying hard. Let them know it's alright to make mistakes.

Let your child look through the whole book before they start reading. Can they tell you what the book will be about?

If your child gets stuck on a particular word let them guess before you tell them.

Help them to get the first sound or try breaking the word up into smaller sections.

Encourage them to follow the words with their fingers. This helps them to concentrate on the specific word.

Ask lots of questions. Check they understand the story by asking them questions about what has happened.

Help your child with



reading



Be seen

Make sure you are seen reading even if your child is a competent reader. Keep books and magazines at easy

Never too easy

Easier texts encourage fluency and expression and the opportunity for higher levels of discussion around the text. It enables the parent to say 'Wow, what fantastic reading' and encourages the child to view reading as exciting and something they can succeed in.

Keep in touch with school

When your child reads their school reading book it is important to make a note in the reading diary whenever you hear them read.

Get out

Go to your public library regularly. Find the books you loved as a child to read together.

Make it fun

Enjoy reading together. Give characters funny voices and engage with the pictures. Make a game out of findings words that rhyme or start with the same sound.

Create

Use reading to inspire drawings or new stories.

Go online

Look online and in app stores for appropriate word and spelling games.

Make space

Have a special place or a certain time when you read together.

Read everything out loud

Books, poems, nursery rhymes, newspaper and magazine articles, food labels...anything that is close to hand!