

Year 2 Home Learning Activities – Week beginning: 1st February 2021




Our Topic is Let's Invent

This half term we will learn about significant inventors and inventions past and present

Everything in red will be available on the school website under the Learning Tab:

<http://oaklandsinfants.org/year-2/>



Writing		Click for videos that will open via YouTube
Lesson 1 – Performing Watch Lesson 1 where we look at the poem Sound Collector. Learn how to perform a poem. Task – Perform all or part of the poem. On Friday's Team Call we will also perform the poem together.		Lesson 1: https://youtu.be/n3TqZ51TrCk Click for resource 1 on the school website
Lesson 2 – Reading comprehension Watch Lesson 2 to understand the poem using the Pawsome Gang. Task – Answer Pawsome Gang questions about the poem.		Lesson 2: https://youtu.be/4VXLwshr9Dg Click for resource 1 and 2 on the school website
Lesson 3 – Using Suffix -ing Watch Lesson 3 to learn different spelling rules for using the suffix -ing. Task – Complete the worksheet. Name the pictures and create sentences using -ing suffix.		Lesson 3: https://youtu.be/Xqv2yjSnN6o Click for resource 3 on the school website There is also a Suffix Rule poster available
Lesson 4 – New Sound Collector Verses Watch Lesson 4 to generate some ideas for your sound bank for the task. Task – Create two new verses of sounds around your home using -ing suffix Please email your poem to your teacher.		Lesson 4: https://youtu.be/etgad4GCCnA Click for resource 4 on the school website

Year 2 Home Learning Activities – Week beginning: 1st February 2021



Reading

Individual Reading

Log onto your school account on:
<https://home.oxfordowl.co.uk/reading/>
 See letter for login details
 Get your grown-up to ask you questions
 from Pawsome Gang click link below:
<http://oaklandsinfants.org/reading-comprehension-with-the-pawsome-gang/>

Storytime

Oak National Academy and the National Literacy Trust have come together to launch a [Virtual School Library](#) to keep children reading during lockdown. Every week, a popular children's author will become the '[Author of the Week](#)' and provide a free book or audiobook and exclusive videos and activities aimed at primary school children, all available at library.thenationalacademy

The Books for Topics website has some great online story times to access at home. The QR codes and links in the document lead to story readings on YouTube. All of the books chosen are read aloud by their fabulous authors and illustrators.

<https://www.booksfortopics.com/storytime-online-5-7>

Handwriting - Watch the video of Miss Davies demonstrating the letter joins

Session 7 – Diagonal join to anticlockwise letters **igh**

Click here: https://youtu.be/nVR2_k9i7ZI

Write the words: **high, fright, delight**

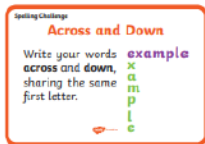
Phonics

During this time of school closure, the site www.phonicsplay.co.uk is free to use. Please focus on Phase 5 words and sounds. You may log in with the following details:

Username: jan21

Password: home


Spelling - Our 3 new focus words this week are: **father, after, water**



Lesson 1 - Practise your Spellits from previous weeks – can you spell all 12 correctly? (*bath, path, half, grass, class, pass, told, cold, hold, last, past, fast*)


Look at this week's set. Think why these three words go together in a group (all end in 'er' sound). Can you think of any other words that are spelt like this (*grandfather, lather, rather, slather, underwater*)?

[\(click here for: pdf Spellits – set 5\)](#)



Lesson 2 - Write out the sentences filling in the missing spelling word.

[\(click here for: pdf Spellits – set 5\)](#)



Lesson 3 - Write out your own sentences to include this week's spelling words. Try to make your sentence as exciting as possible with adjectives and strong verbs. Extend your sentences by using conjunctions such as and/but/so and because.

Year 2 Home Learning Activities – Week beginning: 1st February 2021



Spelling Bonus Task

Use something other than a pencil to practise writing this week's and last week's spellings. Maybe try chalk outside, making the words with tiny pebbles, Lego bricks, painting or writing the words in shaving foam.

Maths

Maths Warm Ups – Quick recall focus – 2x table

There are four maths warm ups called Flashback 4 where Miss Davies reads out the questions and then goes through the answers. Sheets may be printed beforehand or children can record answers on paper or whiteboard if available.

Flashback 4 Day 1 – <https://www.youtube.com/watch?v=bVXORDLL-og>

Flashback 4 Day 2 - <https://www.youtube.com/watch?v=g5VS5k1zSao>

Flashback 4 Day 3 - <https://www.youtube.com/watch?v=PVCJanLLazA>

Flashback 4 Day 4 - <https://www.youtube.com/watch?v=9RRow60eA2Y>

In class at the end of each week we do a Beat That to help improve rapid recall of number facts. There are 10 questions for the children to answer in 60 seconds. There is an accompanying song which plays while the children are getting ready to start and then a 60 second timer.

This week's Beat That **(Two Times Table)** can be found in the [Yr2 Home Learning Tab on website](#) and click here for the video:

<https://www.youtube.com/watch?v=iFJ9JAJLDhI>

Main Maths Lessons – Multiplication

White Rose Home Learning Sheets

Lesson 1 – Multiplication sentences from pictures <https://vimeo.com/488113679>

Activity sheet found in Yr2 HL Tab

Lesson 2 – Use arrays <https://vimeo.com/490417143>

Choose one of the practical activities listed for arrays

Sheet with suggested arrays to make found in Y2 HL Tab

Lesson 3 – Make doubles <https://vimeo.com/490420115>

Lesson 4 – Two times table <https://vimeo.com/490420447>

Activity sheet found in Yr2 HL Tab

Lesson 5 – Multiplication word problems **Miss Davies video:** <https://youtu.be/GQURp-DvJvM>

Activity sheet found in Yr2 HL Tab

(different levels, level 3 for those children working above age related expectations)

Year 2 Home Learning Activities – Week beginning: 1st February 2021



Arrays – Lesson 2

<p>Array cities</p> 	<p>Use cereal such as Cheerios</p> 	<p>Use muffin tins</p> 	<p>Use coloured stickers/dots</p> 	<p>Use paints and cotton buds</p> 
---	--	--	---	---

Practical Maths

- Use an egg carton as a multiplication problem generator. Write the numbers 1-12 in the bottom of the egg carton. Place a marble or stone inside and close the lid. Decide on the times table you are practising. Shake and see what number it lands in. Multiply by that number.



- Make a set of cards with the multiplication number sentences and the answers. Play a game of Pairs or see how quickly you can match the answer to the question card.
- Play 2x, 5x or 10x race game *Activity sheet found in Yr2 HL Tab*

Creative – Mental Health Week – Express Yourself

This week is Mental Health Week for children, this year's theme is **"Express Yourself"**.

Watch the video of Miss Weston explaining express yourself – <https://youtu.be/gDTSilsUPYM>

Have fun completing the Squiggle Game – all you need is a piece of paper and something to draw with.

Below are some suggestions you could do, remember expressing yourself is about making your brain feel good, you don't need to be perfect!

<i>Express yourself with music!</i>	<i>Express yourself with colour!</i>	<i>Express yourself with books!</i>	<i>Express yourself with movement!</i>	<i>Express yourself with dressing up!</i>
<ul style="list-style-type: none"> Sing along to a song or create your own. Find items in the house that you could make music with. Dance along to your favourite song. 	<ul style="list-style-type: none"> Go on a nature hunt, what can you create? Draw or paint a portrait of yourself or someone in your family. Get building with Lego, what can you make? 	<ul style="list-style-type: none"> Act out one of your favourite stories. Create a comic strip. Write and illustrate your own story. Read a story to yourself or a family member. 	<ul style="list-style-type: none"> Create or learn a dance. Create your own obstacle course or sports event! Play your favourite sports game. Move along to your favourite song. 	<ul style="list-style-type: none"> Choose an outfit, costume or accessory that represents you and wear it today. Design an outfit for your favourite teddy.

Year 2 Home Learning Activities – Week beginning: 1st February 2021



PE	
Yoga – Continue Cosmic Kids Yoga Quest https://bit.ly/2LIEqLA	Let's Get Active for February Take the daily challenge and keep moving! <i>Activity sheet found in Yr2 HL Tab</i>
Art	Music
Drawing Household Objects in style of Michael Craig Martin (2 lessons) Lesson 1 https://www.youtube.com/watch?v=zQOF7Ok8R6U Lesson2 https://bit.ly/3pgmVoE <i>Colouring sheet found in Y2 HL Tab</i>	If you have a Charanga login please complete Lesson 4 of the Spring term.
RE – Judaism	
Lesson 3 – Where do Jews Worship today? In this lesson, we will learn all about the place where Jews worship: synagogues. We will learn the key features of a synagogue, and what a common Jewish service looks like. https://classroom.thenational.academy/lessons/where-do-jews-worship-today-68wk8r	Lesson 4 – What is the Torah? In this lesson, we will learn all about the Torah, the Holy Text of Judaism. We will learn who Jews believe wrote the Torah, as well as what the books contain. https://classroom.thenational.academy/lessons/what-is-the-torah-6njp6t
Golden Time	
<p>This time is to reward yourself for all your home learning this week. Choose an activity you love to do or maybe try out one of the following:</p> <ul style="list-style-type: none"> *Puppet show – make stick puppets or sock puppets of characters in your favourite story. Use them to put on a puppet show for your family *Spell your name with objects that start with the same letters e.g. an apple for A *Be a nature spotter by starting a nature survey. Jot down how many birds visit your garden. Record your results in a tally chart. 	