

Year 2 Home Learning Activities – Week beginning: 8th February 2021




Our Topic is Let's Invent

This half term we will learn about significant inventors and inventions past and present

Everything in red will be available on the school website under the Learning Tab:

<http://oaklandsinfants.org/year-2/>



Writing	Click for videos that will open via YouTube
<p>Lesson 1 – Suffix -ness Watch the video for lesson 1 to learn how to use the suffix -ness.</p> <p>Task – complete the worksheet and create your own sentences.</p>	<p>Lesson 1: https://youtu.be/X2Gm8lQAEzc <u>Click for resource 1</u></p>
<p>Lesson 2 – Colourful Nouns Watch the video for lesson 2 to recap what nouns are.</p> <p>Task – go on a colour hunt for nouns around your house.</p>	<p>Lesson 2: https://youtu.be/ChJPlwt-b4k <u>Click for resource 2</u></p>
<p>Lesson 3 – Amazing Adjectives Watch the video for lesson 3 to recap how we use adjectives to describe nouns.</p> <p>Task – Create a word bank using adjectives and nouns.</p>	<p>Lesson 3: https://youtu.be/32fodktbVVU <u>Click for resource 3</u></p>
<p>Lesson 4 – The Colour Collector Poem Watch the video for lesson 4 to see how to use the word banks to create a poem.</p> <p>Task – Write a Colour Collector Poem using ness suffix, adjectives and nouns. Email this poem to your teacher.</p>	<p>Lesson 4: https://youtu.be/RbMVzuqS_uU</p> <p>Have the word banks created in lesson 2 and 3 handy.</p>

Year 2 Home Learning Activities – Week beginning: 8th February 2021



Reading		
<p>Individual Reading</p> <p>Log onto your school account on: https://home.oxfordowl.co.uk/reading/ See letter for login details Get your grown-up to ask you questions from Pawsome Gang click link below: http://oaklandsinfants.org/reading-comprehension-with-the-pawsome-gang/</p>	<p>Storytime</p> <p>Oak National Academy and the National Literacy Trust have come together to launch a Virtual School Library to keep children reading during lockdown.</p> <p>Click the link to listen to the author Nizrana Farook reading the story 'The girl who stole and Elephant' 'Author of the Week'</p>	<p>The Books for Topics website has some great online story times to access at home. The QR codes and links in the document lead to story readings on YouTube. All of the books chosen are read aloud by their fabulous authors and illustrators.</p> <p>https://www.booksfortopics.com/storytime-online-5-7</p>
<p>Handwriting - Watch the video of Miss Davies demonstrating the letter joins</p>	<p>Phonics</p>	
<p>Session 7 – Diagonal join to anticlockwise letters ng/dg Click here: https://youtu.be/1qiL2LFmVok</p> <p>Write the words: badge, hedge, thing, hang</p>	<p>During this time of school closure, the site www.phonicsplay.co.uk is free to use. Please focus on Phase 5 words and sounds. You may log in with the following details: Username: jan21 Password: home</p>	
<p>Please click on the link below to see a PDF of handwriting joins we have completed so far. The children can look at these and copy onto paper.</p> <p style="text-align: center;">Click here for the handwriting join PDF</p>	<p>Click the link below to play some phase 5 phonics games (these will need to be printed)</p> <p>http://oaklandsinfants.org/phase-5/</p>	
Spellings		
<p>Lesson 1 – Practise all 15 of your Spellits. For the spelling sheet click here</p>		
<p>Lesson 2 – In class we would normally be testing on your spellings. Watch the video of Miss Weston guiding your child through the spelling test and checking their spelling knowledge with dictation of sentences afterwards. Please email a copy of your spellings and dictation to your class teachers. Click here for the template (if you need) Video - https://youtu.be/BBJQMJpB8qM</p>		
<p>If you prefer to have an adult read your spellings/dictation use the Spring 1 - spelling/dictation PDF</p>		

Year 2 Home Learning Activities – Week beginning: 8th February 2021



Maths

Maths Warm Ups – Quick recall focus – 2x table

There are four maths warm ups called Flashback 4 where Miss Davies reads out the questions and then goes through the answers. Sheets may be printed beforehand or children can record answers on paper or whiteboard if available.

Flashback 4 Day 1 - <https://youtu.be/R5X6mk7k2zM>

Flashback 4 Day 2 - <https://youtu.be/jiNCIx1xAcU>

Flashback 4 Day 3 - <https://youtu.be/k1sX4iAxsng>

Flashback 4 Day 4 - <https://youtu.be/Q3aHLJTxs-Q>


In class at the end of each week we do a Beat That to improve rapid recall of number facts. There are 10 questions to answer in 60 seconds. There is an accompanying song which plays while the children are getting ready to start and then a 60 second timer. This week's Beat That **(Two Times Table)** can be found in the [Yr2 Home Learning Tab on website](#) and click here for the video: <https://youtu.be/VpPoN35z904>

Main Maths Lessons – Multiplication	White Rose Home Learning Sheets
Lesson 1 – 5 times table	https://vimeo.com/490421314 <i>Activity sheet found in Yr2 HL Tab</i>
Lesson 2 – The Ten Times Table	https://vimeo.com/490421912 <i>Activity sheet found in Yr2 HL Tab</i>
Lesson 3 – Recognise 2D and 3D shape	https://vimeo.com/506145944 <i>Activity sheet found in Yr2 HL Tab</i>
Lesson 4 – Make 2D and 3D shapes	https://vimeo.com/506146009 Practical – make 2D and 3D shapes
Lesson 5 – Count sides on 2D shapes	https://vimeo.com/506146067 <i>Activity sheet found in Yr2 HL Tab</i>
Practical Maths	
Practise getting super speedy with your times tables. Can you improve your time?	<i>Activity sheet found in Yr2 HL Tab</i>
Learn how to play the game Fingers to help practise your times tables. Watch the video to see how it is played https://bit.ly/3oLpznR	
Go on a shape hunt around your house, garden or neighbourhood. Are some shapes more common? Photographing the shapes, you find is another great idea, with the photos being perfect for compiling into your very own shape book.	
Begin to explore the concept of 'nets'. A net is a 3D shape flattened out. Take apart different shape boxes and look at their nets. What 2D shape faces can you spot?	

Please note the video is titled Count sides on 2D shapes

Year 2 Home Learning Activities – Week beginning: 8th February 2021



Creative/Topic	
<p>History - Learn about the life of a significant individual. We started our topic finding out about a famous inventor and we are finishing learning about another – Alexander Graham Bell Watch the video with Miss Davies - https://youtu.be/sc-ycnzdCvM</p> <p>*Answer the questions <i>Activity sheet found in Yr2 HL Tab</i> *Sequence his life and key events <i>Activity sheet found in Yr2 HL Tab</i></p>	<p>Taskmaster Throw a piece of A4 paper into a bin. Most spectacular throw wins. Check out some examples here https://www.youtube.com/watch?v=z0-C5GH_yxU</p> <div style="text-align: right;">  </div>
PE	
<p>Yoga – Continue Cosmic Kids Yoga Quest https://bit.ly/2LIEqIA</p>	<p>Let's Get Active for February Take the daily challenge and keep moving! <i>Activity sheet found in Yr2 HL Tab</i></p>
Art	Music
<p>Drawing – Line and Form https://www.youtube.com/watch?v=Y9HQjAm7xis</p> <p>*Explore drawing different lines <i>Activity sheet found in Yr2 HL Tab</i> *Carry out an observational drawing of a teddy bear</p>	<p>If you have a Charanga login please complete Lesson 5 of the Spring term.</p>
IT	
<p>Tuesday 9th February is Safer Internet Day. This day aims to promote safe, responsible and positive use of internet technology. The main goal of Safer Internet Day is to raise awareness and start a conversation about internet safety. Please talk to your child, ask them questions about how to be safe online, this might be on a computer, tablet, a phone or computer game. <u>Click to read the story Buddy's the dog Internet Safety Story</u></p> <p>5 top tips:</p> <ul style="list-style-type: none"> • Monitor your child's internet use and keep a track of their browser history. • Make sure you choose strong passwords for your secure information. • Keep your privacy settings high to ensure your security. • Ensure you're up to date with all the latest security software. • Remember to be as vigilant on your mobile as your desktop or laptop. • Don't click on links you don't trust. 	




Year 2 Home Learning Activities – Week beginning: 8th February 2021



RE – Judaism

Lesson 5 – What are the Jewish festivals?
 In this lesson we will be learning about some of the festivals that Jews celebrate, and how they celebrate them. We will learn all about Rosh Hashanah, Yom Kippur and Hanukkah.
<https://classroom.thenational.academy/lessons/what-are-the-jewish-festivals-61k38c>

Suggested Practical Activities

<p>Cooking Make some Challah bread or Honey biscuits – recipes in Y2 Home Learning Tab on website</p>  	<p>Craft Make a paper plate Menorah</p> 	<p>Make a Star of David hanging decoration using lolly sticks</p> 	<p>Make a Dreidel and play the game</p>  <p>Y2 Home Learning Tab on website</p>	<p>Yom Kippur mindfulness colouring activity sheet</p> <p>Y2 Home Learning Tab on website</p>
-----------------------------------------------------------------------------------------------------------------------------------------------------------------------------------------------------------------------------------------------------------------------------------------------------------------------	--------------------------------------------------------------------------------------------------------------------------------------------------------	-------------------------------------------------------------------------------------------------------------------------------------------------------	------------------------------------------------------------------------------------------------------------------------------------------------------------------------------------	---------------------------------------------------------------------------------------------------------------

Golden Time

This time is to reward yourself for all your home learning this week. Choose an activity you love to do or maybe try out one of the following:

- *retell your favourite story in comic book style
- *make up a dance routine to your favourite song
- *create a family kindness jar – every time someone does something kind, write it down and put it in the jar. When the jar is full everyone deserves a special treat.