

Year 2 Home Learning Activities – Week beginning: 1st March 2021



Our Topic is Healthy Me

This half term we will learn about what our bodies need to keep healthy

Everything in red will be available on the school website under the Learning Tab:

<http://oaklandsinfants.org/year-2-wc-1-3-21/>



Writing		Click for videos that will open via YouTube	
<p>Lesson 1 – Setting Description Watch the video to recap The Lighthouse Keeper’s Lunch and look at using amazing adjectives to describe the setting. Task – Write a setting for Mr Grinling using amazing adjectives.</p>			Lesson 1: https://youtu.be/GmNn6QAbPXU
<p>Lesson 2 – Setting Description Watch the video to recap The Lighthouse Keeper’s Lunch and look at using amazing adjectives to describe the characters. Task – Write a character description for Mr Grinling that also features the seagulls using amazing adjectives.</p>			Lesson 2: https://youtu.be/eOggXpwF1VU
<p>Lesson 3 – Story Map Watch the video to see how The Lighthouse Keeper’s Lunch is put into a story map. Gain ideas for your new story. Task – Draw your story map that has a new problem for Mr Grinling. This task needs to be brought into school on Monday 8th March</p>			Lesson 3: https://youtu.be/5SYAqMBIcCY <u>Story map resource</u>
<p>Handwriting - Watch the video of Miss Davies demonstrating the letter joins</p>	Phonics		
<p>Session 10 – Horizontal join to anticlockwise letters wa wo Click here: https://youtu.be/sVj56PIoTTE Write the words: was want wonder worry</p>	<p>During this time of school closure, the site www.phonicsplay.co.uk is free to use. Please focus on Phase 5 words and sounds. You may log in with the following details: Username: jan21 Password: home</p>		

Year 2 Home Learning Activities – Week beginning: 1st March 2021



Spelling - Our 3 new focus words this week are: **money only pretty**

<p>Colourful Words Write each of your spellings using a different colour for each letter.</p> <p>spellings</p>	<p>Lesson 1 - Practise any Spellits from last half term that you're still not sure of and last weeks. Look at this week's set. Think why these three words go together in a group (letter y making /ee/ sound at end of word). Can you think of any other words that are spelt like this (e.g. lady, anybody, somebody, baby, bury)?</p> <p>(click here for: pdf Spellits – set.)</p>
--	---

<p>Fancy Letters Write your spellings using fancy letters...</p> <p>they</p>	<p>Lesson 2 - Write out the sentences filling in the missing spelling word.</p> <p>(click here for: pdf Spellits – set.)</p>
--	---

<p>Hidden Words Draw and colour a picture. Hide your spelling words in your picture. See if someone can find your hidden words.</p>	<p>Lesson 3 - Write out your own sentences to include this week's spelling words. Try to make your sentence as exciting as possible with adjectives and strong verbs. Extend your sentences by using conjunctions such as and/but/so and because.</p>
--	--

Bonus Task
Use something other than a pencil to practise your spellings. Maybe try chalk outside, making the words with tiny pebbles, Lego bricks, painting or writing the words in shaving foam.

Reading

Individual Reading
Log onto your school account on:
<https://home.oxfordowl.co.uk/reading/>
See letter for login details

Get your grown-up to ask you questions from Pawsome Gang click link below:
<http://oaklandsinfants.org/reading-comprehension-with-the-pawsome-gang/>

Reading comprehension
Watch the video of Miss Weston reading 'Lighthouse Keeper's Picnic' and see if you can answer the true or false questions. You can answer the questions after or during the story.

Video: <https://youtu.be/MuhiaOzvt9E>
[Click here for the questions](#)

Storytime
Oak National Academy and the National Literacy Trust have come together to launch a Virtual School Library to keep children reading during lockdown.

Click the link to listen to the author **Jeremy Strong** reading the story 'Romans on the Rampage' 'Author of the Week'

Year 2 Home Learning Activities – Week beginning: 1st March 2021



Maths

Maths Warm Ups – Quick recall focus – Mixed 2x, 5x, and 10x tables <https://www.topmarks.co.uk/maths-games/hit-the-button>

There are four maths warm ups called Flashback 4 where Miss Davies reads out the questions and then goes through the answers. Sheets may be printed beforehand or children can record answers on paper or whiteboard if available.

Flashback 4 Video 1 – https://youtu.be/Y_sgx9pUfs

Flashback 4 Video 2 - <https://youtu.be/oi1q5sDPIu0>

Flashback 4 Video 3 - https://youtu.be/7UC8A_DgVa4

Main Maths Lessons – Statistics White Rose Home Learning Sheets

Lesson 1 – Make tally charts	https://vimeo.com/501671369	<i>Activity sheet found in Yr2 HL Tab</i>
------------------------------	---	---

Lesson 2 – Draw pictograms	https://vimeo.com/501673699	<i>Activity sheet found in Yr2 HL Tab</i>
----------------------------	---	---

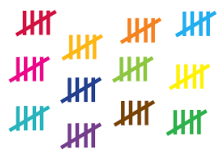

Lesson 3 – Interpret pictograms	https://vimeo.com/501674074	<i>Activity sheet found in Yr2 HL Tab</i>
---------------------------------	---	---

Practical Maths


Use natural objects such as sticks to make a tally chart



Investigate the most frequent colour in a tube of Smarties or a pack of M&Ms



Choose your own question e.g. What is the most popular fruit? Ask relatives and friends and record in a tally chart and make a pictogram to show the results.



Year 2 Home Learning Activities – Week beginning: 1st March 2021



Topic/Creative

- Can you create your own working lighthouse model?
- Design a device which will stop the seagulls from stealing the lighthouse keeper's lunch or redesign the basket to so that it is 'seagull proof'
- Build a model of the lighthouse and the cottage – can you get Mr Grinling's lunch to him?
- Create a new lunchbox to hold the lighthouse Keeper's lunch.
- Design some different outfits that Mr Grinling can wear in the winter and the summer



PE

Target Games

Lesson 1 – Overarm throwing

https://www.youtube.com/watch?v=_jAdCp1bfOU&feature=youtu.be

Would You Rather Game – High Intensity Fitness

<https://www.yout-ube.com/watch?v=BlIo03WZWzI>

Please see the Book Day Challenge document for Thursdays and Friday's lesson.

Pick and choose from the range of challenges. We would like the children to share one of the activities they did on Friday's Team call.

