

Year 2 Home Learning Activities – Week beginning: 22nd February 2021



Spelling - Our 3 new focus words this week are: **any** **busy** **many**

<p>Colourful Words Write each of your spellings using a different colour for each letter.</p> <p style="text-align: center; color: green;">spellings</p>	<p>Lesson 1 - Practise any Spellits from last half term that you're still not sure of. Look at this week's set. Think why these three words go together in a group (letter y making /ee/ sound at end of word). Can you think of any other words that are spelt like this (e.g. lady, anybody, somebody, baby, bury)</p> <p style="text-align: right;">(click here for: pdf Spellits – set.)</p>
---	--

<p>Fancy Letters Write your spellings using fancy letters...</p> <p style="text-align: center; font-size: 1.5em; font-family: cursive;">they</p>	<p>Lesson 2 - Write out the sentences filling in the missing spelling word.</p> <p style="text-align: right;">(click here for: pdf Spellits – set.)</p>
---	--

<p>Hidden Words Draw and colour a picture. Hide your spelling words in your picture. See if someone can find your hidden words.</p>	<p>Lesson 3 - Write out your own sentences to include this week's spelling words. Try to make your sentence as exciting as possible with adjectives and strong verbs. Extend your sentences by using conjunctions such as and/but/so and because.</p>
--	--

Bonus Task
Use something other than a pencil to practise your spellings. Maybe try chalk outside, making the words with tiny pebbles, Lego bricks, painting or writing the words in shaving foam.

Reading

<p>Individual Reading Log onto your school account on: https://home.oxfordowl.co.uk/reading/ See letter for login details</p> <p>Get your grown-up to ask you questions from Pawsome Gang click link below: http://oaklandsinfants.org/reading-comprehension-with-the-pawsome-gang/</p>	<p>Reading comprehension *All About Lighthouses</p> <p style="color: red; text-align: center;"><u>See reading comprehension resources –these are differentiated so pick the one that best matches your child's reading ability</u></p>	<p>Storytime Oak National Academy and the National Literacy Trust have come together to launch a <u>Virtual School Library</u> to keep children reading during lockdown.</p> <p>Click the link to listen to the author Konnie Huq reading the story 'Cookie and the Most Annoying Boy in the World' <u>'Author of the Week'</u></p>
--	--	---

Year 2 Home Learning Activities – Week beginning: 22nd February 2021



Maths

Maths Warm Ups – Quick recall focus – 5x table

<https://www.topmarks.co.uk/maths-games/hit-the-button>

There are four maths warm ups called Flashback 4 where Miss Davies reads out the questions and then goes through the answers. Sheets may be printed beforehand or children can record answers on paper or whiteboard if available.

Flashback 4 Video 1 – <https://youtu.be/ZFeiRd2OyXM>

Flashback 4 Video 2 - <https://youtu.be/5S6mEvkRdpM>

Flashback 4 Video 3 - <https://youtu.be/CgwwIYgroaQ>

Flashback 4 Video 4 - <https://youtu.be/AXhWIKeyPaE>

In class at the end of each week we usually do a Beat That to help improve rapid recall of number facts. There are 10 questions for the children to answer in 60 seconds. There is an accompanying song which plays while the children are getting ready to start and then a 60 second timer. This week's Beat That **(5x table)** can be found in the [Yr2 Home Learning Tab on website](#) and click here for the video: https://youtu.be/s_oxUNrwEvQ

Main Maths Lessons – Money cont'd

White Rose Home Learning Sheets

Lesson 1 – Count vertices on 2D shape

<https://vimeo.com/506146126>

Activity sheet found in Yr2 HL Tab

Lesson 2 – Draw 2D shapes

<https://vimeo.com/506146175>

Activity sheet found in Yr2 HL Tab

Lesson 3 – Lines of symmetry

<https://vimeo.com/508430942>

Activity sheet found in Yr2 HL Tab

Lesson 4 – Lines of symmetry – draw the whole

<https://vimeo.com/508432389>

Activity sheet found in Yr2 HL Tab

Lesson 5 – Sort 2D shapes

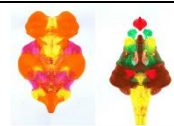
<https://vimeo.com/508433384>

Activity sheet found in Yr2 HL Tab

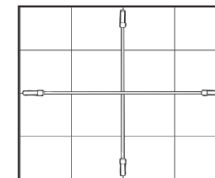
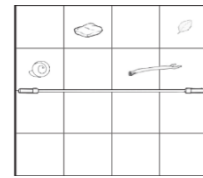
Practical Maths

Play Guess the shape. Use the riddle cards provided or make up your own clues.

Activity sheet found in Yr2 HL Tab



Create blotto pictures that are symmetrical.



Lay skipping ropes on the ground to make lines of symmetry. Gather items to make your symmetrical patterns. You could play this with a family member too and copy each other's patterns.

While out on a walk, look for symmetrical natural objects. They could even be classified as horizontally, vertically or diagonally symmetrical.

Year 2 Home Learning Activities – Week beginning: 22nd February 2021



Topic

Find out all about lighthouses with Miss Davies

Video: <https://youtu.be/RQ1Rs8LCFt4>

Task: Label the parts of the lighthouse

Activity sheet found in Yr2 HL Tab



PE

Target Games **Lesson 1 – Underarm Throwing**
<https://www.youtube.com/watch?v=xfmirC17KAA>

Would You Rather Game – High Intensity Fitness
<https://www.yout-ube.com/watch?v=VTK62OHEWzs>


Art

Silhouette and Tape Resist Lighthouse
You will need:
 *Copy of lighthouse template or lighthouse silhouette **YR2 HL Tab**
 *Black paper
 *Masking tape
 *Paints
Video: <https://youtu.be/Ic4hYAAqNmI>



Music

Mr Grinling likes singing sea shanties. Can you sing some of these yourself?
<https://www.youtube.com/watch?v=YOA3he2Gv4M>
<https://www.youtube.com/watch?v=trMq835yF1Y>



PSHE – Ivy

This term our school character is Ivy.
 Ivy likes to reach high and challenge herself. Click on the link to listen to Miss Weston explain who Ivy is and how we can challenge ourselves in school and at home: <https://youtu.be/Xt7EBd3kz4M>

Task – write two challenges for home and school (**template on the website**)



Golden Time

This time is to reward yourself for all your home learning this week. Choose an activity you love to do or maybe try out one of the following:
 *try making fizzy colours
 *draw a really big picture and colour it in
 *build the tallest tower
 *write a letter or make a card for someone you love

Activity sheet found in Yr2 HL Tab