

Important Pieces of Elm Class



Teaching Assistants



What your child needs every day

- Their book bag
- A coat to match the weather
- Reading books and reading records **every day**
- Water bottle – only **water** please
- Long hair needs to be tied back every day (hair bands to match school colours).

- PE kit - including tracksuit bottoms for cold weather and plimsolls / trainers
(that they can do up)
- Please no earrings on PE days.
- **Labels on everything please – bottles, PE kit items, bags, etc.**



Please keep water bottles out of book bags.
We need to keep our books clean and dry
for the children.

Change of pick up arrangements

Please email the school office if pick up arrangements change or your child has a hospital appointment. Alternatively send a note in with your child (in their hand, not their bag).

Our Character Rules

Goldie

I will remember my Marvellous Manners

- I will listen to adults and other children
- I will speak in a polite tone
- I will be ready to learn and allow others to learn
- I will knock before entering a room



Holly

I will have a go

- I will try new things
- I will have a go at tasks set by my teacher
- I will try my best



Solo

I will try it on my own

- I will try to do tasks by myself before asking for help
- I will look after my own things
- I will try to find a way to solve a problem myself
- I will say 'stop it, I don't like it' if a friend does something I don't like



Ivy

I will challenge myself

- I will not give up when something is difficult
- I will act on advice to improve my work
- I will keep trying



Laurie

I will be proud of achievements

- I will show others that I am proud when they achieve something
- I will take pride in all that I do



Casey

I will be caring

- I will be a good friend to others
- I will look after our school
- I will use kind hands and words
- I will offer to help



School Termly focus...

- Autumn 1 – Goldie
- Autumn 2 – Holly
- Spring 1 – Solo
- Spring 2 – Ivy
- Summer 1 – Laurie
- Summer 2 – Casey



Goldie
Respect for all

Positive Reinforcement



Every Monday, two children from each class, who have shown behaviour linked with the current 'focus' character, will be awarded a 'leaf' by Miss Weston during assembly and will have 'tea' with her later in the week.



Each week a child will be chosen at random to be our star of the week. All week any of the children can write or draw anything positive about the 'Star of the Week'.




The children can individually or as a class earn marbles for making positive choices in their learning and behaviours. Once the marble jar is full, the class vote for their reward e.g. bring a teddy to school, extra playtime etc.



Each week, one class wins the Class of the Week trophy

The Oaklands Way Circle



- All children will start each session with their name in the centre circle.
- If a child does not meet expectations, they will be given a verbal warning.
- If they continue, their name will be moved to the next circle out from the centre. This is accompanied with an explanation and reminders of how they can get their name back into the centre.
- If the behaviour is repeated, they will receive a consequence e.g. moving to a different table to work, time out in a different class or missing a few minutes of a break.
- All children will be placed back in the centre at the beginning of each session.



Casey's Crew

- Children in Year 2 can apply to be a member of Casey's Crew to help look after others on the playground during lunchtimes and playtimes.
- Children complete an application form
- Training and regular check ins
- Applications will come home tomorrow to be returned by Friday 26th. If your child is interested, please take time to talk about making a commitment and taking a real pride in completing their application.
- We also vote for two children to be our school council representatives.

Topics

Autumn 1 – Panic in Pudding Lane

Autumn 2 – Festivals

Spring 1 – Home and Away

Spring 2 – Healthy Me

Summer 1 – A Day in the Life

Summer 2 – Great Outdoors

We spend a lot of time teaching the skills of reading and listening to the children read.

- Regular phonics sessions
- Tapping in Reading / Guided Reading (in a group)
- One to one reading with an adult

In Year 2, there is a strong focus on comprehension skills as well as phonics skills.

Sounds-Write



1. Letters are symbols that represent sounds.

2. A sound may be spelled by 1, 2, 3 or 4 letters.

dog street night dough

3. The same sound can be spelled in more than one way.

rain break gate stay

4. Many spellings can represent more than one sound.




head seat break

Home Reading

- Books are changed on Mondays.
- The children choose two colour banded books and they are given one decodable book.
- Lots of home reading please, we can teach the skills but regular practice is essential.
- Please record if they have read with you – a signature is fine.
- 4 or 5 short sessions of 3 or 4 pages are better than one long 'got to read the whole book' session.
- It's important to have a relaxed, enjoyable read at home.

Band	Colour	School / Year Group Expectation
11	Lime	End of Year 2
10	White	
9	Gold	
8	Purple	
7	Turquoise	
6	Orange	End of Year 1
5	Green	
4	Blue	
3	Yellow	End of Reception
2	Red	
1B	Pink (dark)	
1A	Pink (light)	

Why read 20 minutes at home?

Child A Reads	Child B Reads	Child C Reads
20 minutes a day	5 minutes a day	1 minute a day
3600 minutes per school year	900 minutes per school year	180 minutes per school year
1,000,000 words per year	282,000 words per year	8000 words per year
		

If a child starts reading for 20 minutes a day per night in Reception, by the end of Year 6 Child A will have read for the equivalent of 60 school days, Child B will have read for 12 days and Child C will have read for 3.

Want to be a better reader? Simply read!

10 Minutes reading to someone
 10 minutes sharing or being read to
 = 20 minutes

An example of a child working at the 'expected' level in Spring Term of Year 2.

The Secret of the sun

Once there was a girl called Rose. She has
caramel brown eyes that sparkle in the sun. Her
^{hair}
hite is Sepia brown that waves down on the
ground and her skin is coral peach. She is also
cheerful. She lives in a scorching desert ^{with} which
five other mud huts. In the village it was
raining for weeks and weeks it never stopped
raining and the sand was getting darker! The
mud house were getting holes in them as ^{well} well
^{Now} Note a single speck ^{was} was dry and dusty
everyone was heartbroken.

One night Rose heard her Mum say if there's
too much rain are houses ^{will} will disappear and

Please encourage your child to use the correct pencil grip. It will make writing a much more comfortable experience in the long run. It is hard to remedy as they get older.



‘Pinch and rest’

Spelling

- Taught in phonics
- Taught as part of English lessons
- There will be an assessment on some of the Year 2 words at the end of each half term and to see if they apply them within dictated sentences.

Maths

- We use a maths mastery approach.
- Underlying number knowledge is key, we do not just carry out lists of calculations as this does not build deep understanding.
- Maths is not all about numbers – e.g. days of the week and shape

Maths Fluency Facts

+	0	1	2	3	4	5	6	7	8	9	10
0	0+0	0+1	0+2	0+3	0+4	0+5	0+6	0+7	0+8	0+9	0+10
1	1+0	1+1	1+2	1+3	1+4	1+5	1+6	1+7	1+8	1+9	1+10
2	2+0	2+1	2+2	2+3	2+4	2+5	2+6	2+7	2+8	2+9	2+10
3	3+0	3+1	3+2	3+3	3+4	3+5	3+6	3+7	3+8	3+9	3+10
4	4+0	4+1	4+2	4+3	4+4	4+5	4+6	4+7	4+8	4+9	4+10
5	5+0	5+1	5+2	5+3	5+4	5+5	5+6	5+7	5+8	5+9	5+10
6	6+0	6+1	6+2	6+3	6+4	6+5	6+6	6+7	6+8	6+9	6+10
7	7+0	7+1	7+2	7+3	7+4	7+5	7+6	7+7	7+8	7+9	7+10
8	8+0	8+1	8+2	8+3	8+4	8+5	8+6	8+7	8+8	8+9	8+10
9	9+0	9+1	9+2	9+3	9+4	9+5	9+6	9+7	9+8	9+9	9+10
10	10+0	10+1	10+2	10+3	10+4	10+5	10+6	10+7	10+8	10+9	10+10

-	0	1	2	3	4	5	6	7	8	9	10
0	0-0										
1	1-0	1-1									
2	2-0	2-1	2-2								
3	3-0	3-1	3-2	3-3							
4	4-0	4-1	4-2	4-3	4-4						
5	5-0	5-1	5-2	5-3	5-4	5-5					
6	6-0	6-1	6-2	6-3	6-4	6-5	6-6				
7	7-0	7-1	7-2	7-3	7-4	7-5	7-6	7-7			
8	8-0	8-1	8-2	8-3	8-4	8-5	8-6	8-7	8-8		
9	9-0	9-1	9-2	9-3	9-4	9-5	9-6	9-7	9-8	9-9	
10	10-0	10-1	10-2	10-3	10-4	10-5	10-6	10-7	10-8	10-9	10-10
11		11-1	11-2	11-3	11-4	11-5	11-6	11-7	11-8	11-9	11-10
12			12-2	12-3	12-4	12-5	12-6	12-7	12-8	12-9	12-10
13				13-3	13-4	13-5	13-6	13-7	13-8	13-9	13-10
14					14-4	14-5	14-6	14-7	14-8	14-9	14-10
15						15-5	15-6	15-7	15-8	15-9	15-10
16							16-6	16-7	16-8	16-9	16-10
17								17-7	17-8	17-9	17-10
18									18-8	18-9	18-10
19										19-9	19-10
20											20-10

Key Maths Facts

Key facts are sent home at the beginning of each half term.

Then we will assess the children at the end of each half term.

The assessments will be sent home so that you can support your child in the areas they found tricky.

Home Learning




Children in Year 2 are expected to:

- Read at least four times a week
- Set of approximately 15 spellings (half termly)
- Key Instant Recall Maths Facts (half termly)
- Home Learning Grid
- Written reading comprehension from Spring Term

Victor's Vocabulary

<u>Topic</u>		<u>Maths</u>		
United Kingdom	Thomas Farriner	value	greater than	minus
London	Tower of London	digit	less than	subtract
city	St Pauls Cathedral	ones	add	difference
capital city	Samuel Pepys	tens	sum	take
town	Pudding Lane	hundreds	plus	away
village	bakery	partition	total	calculate
county	firebreak		altogether	inverse
significant	evidence			



<u>Useful</u>	<u>Challenge</u>
describe	<ul style="list-style-type: none">- Can you write a sentence that includes one of these words?- Can you include one of these words when having a conversation with your grown up at home?- Can you find a synonym for (a word that means the same as) hot?- Can you create your own word mat with pictures?
differences	
impact	
explain	
report	
past	
history	



Home learning – Year 2 – Panic in Pudding Lane

Numeracy

- Find examples of 2-digit numbers at home and when out and about. Think about how the number is made up; partition it into tens and ones.
- Count up and down in 2s, 5s and 10s from any number. e.g. 3, 8, 13....
- Ask members of your family for a 2-digit number and then order them from smallest to greatest and greatest to smallest.
- Cut up a 100 square to make a jigsaw (can you put it back together).
- Print out and play the place value path game.
- Can you work out how many fingers there are in Beech or Elm class or what about both classes together?

English

- Write a simple fact file for one of the U.K. countries.
- Write a letter to Thomas Farriner telling him how to stop the fire from happening again!
- How did the people of London try and stop the fire? Write a list of ways.
- Write a list of instructions on how to bake bread.
- Be like Samuel Pepys who kept a diary during the GFOL. Can you write a diary entry about your day or week?

Goldie's Challenges

This term the school characters focus is Goldie.

Goldie asks you to show respect, use your manners and kind words and hands to everyone.

- Can you create your own Goldie's Rules poster?
- Can you write a short poem about Goldie?

Cross Curricular

- Look at a map of the United Kingdom, which places have you visited; think about whether they are a village, town or city.
- Research and try out a recipe, tradition or custom from one of the four U.K. countries
- Paint a scene or make a collage of the Great Fire of London. What colours are you going to use for the fire and the houses?
- Design a new bakery or shop sign for Thomas Farriner.
- Look at photos of London in 1666 and the present day. What is the same? What is different?

Where can you find information?

- School website
- School emails
- Home Learning Grids – on the website and the link is sent out in the newsletters
- Parents' evening 21st and 23rd October
- Newsletters
- Your WEDUC account

What to do if your child is having difficulties

- You are welcome to email me via the school office. If I can't help, I can access the right person for you.
- Please feel free to contact me about any concerns you may have about your child, not just academic difficulties.
- Catch up with me at Parents' Evening in October.

School arrangements for birthdays.



Please no sweets or cakes. Instead
your child can wear non-school
uniform on their birthday.

Miscellaneous

- Please don't bring 'special' much loved items into school.
- Show and tell
- Elm with have a Celebration assembly on **Friday 17th October**
- Library – Tuesdays