Oaklands Infant School

Supporting your child in early reading







Content

- How children read
- How we teach phonics
- How you can help with reading
- Activities you can do at home
- Workshop with your child



Purpose of reading

- To be good confident readers
- To enjoy books
- To learn:
  - ❖About stories
  - ❖Using books for reference
  - ❖Learning other skills through books
  - ❖Understanding our world
  - ❖Discovering new ways of looking at life
  - ❖New vocabulary

SCARBOROUGH'S READING ROPE

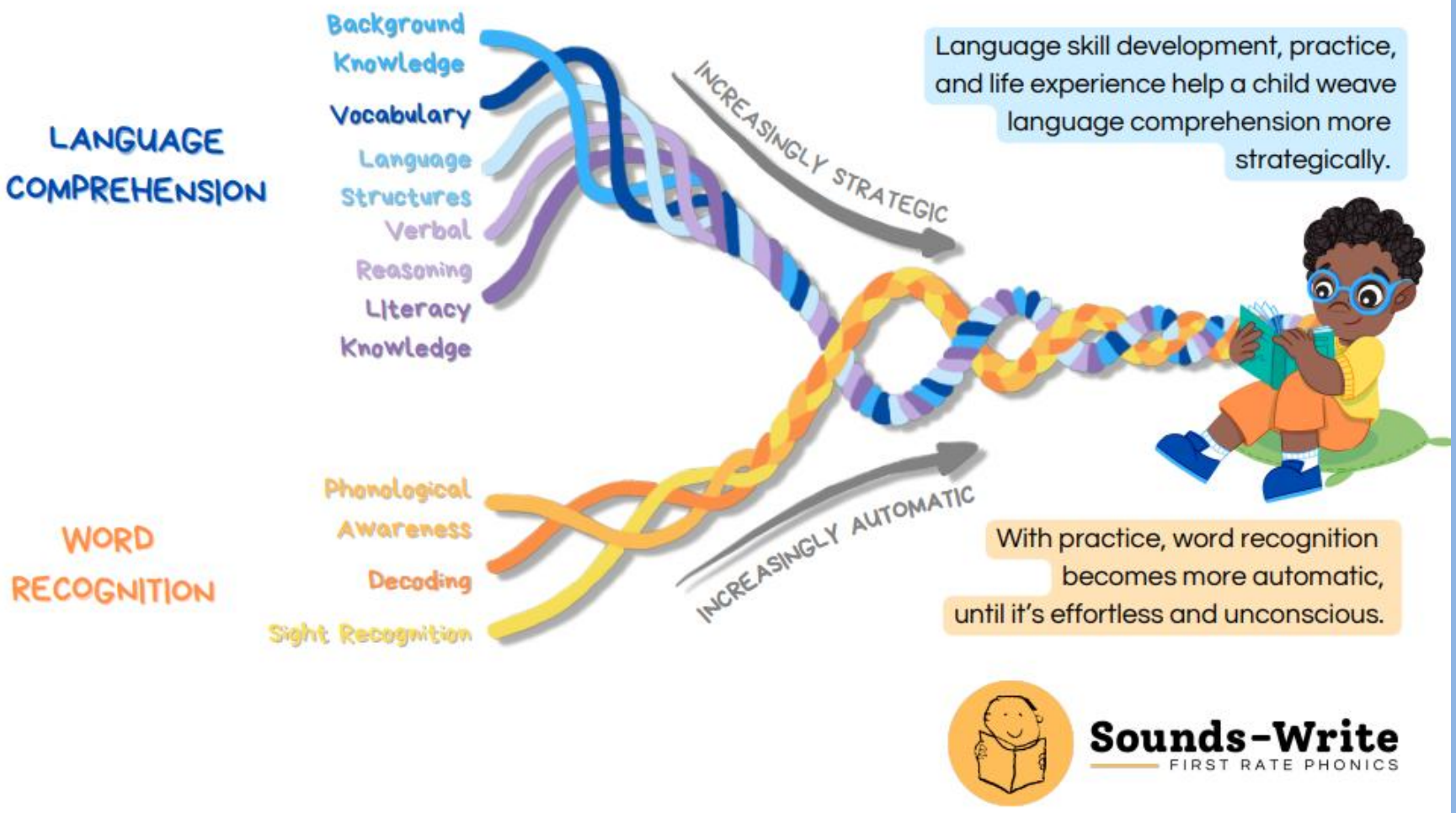

Sounds-Write
FIRST RATE PHONICS

Why Phonics?

- The aim is to secure **essential phonics knowledge** and **skills** so that children can progress quickly to **independent reading and writing.**

- Phonics gives us the skills of blending for reading and segmenting for spelling.

Pre-phonics skills

Joining in nursery rhymes

Making noises – experimenting la la la mmmm shhhh – animal noises, crash, bang, whoosh, drip, tick tock, whisper

Face your child when speaking to see the shapes your mouth makes. Look in a mirror together.

Pre-phonics skills

Hearing Initial sounds – What's the first sound you can hear in cat? Can you find something beginning with /S/?

Oral Blending – hearing a series of spoken sounds and merging them together to make a spoken word (no text is used) for example, when an adult says **'b-u-s'**, the children say **bus**.

Oral Segmenting – identifying the individual sounds in a spoken word (e.g. **dog**) and writing down or manipulating letters for each sound to form the word **'dog'**.

An overview of Sounds Write Phonics

- Sounds Write is a linguistic phonics programme. It begins with the sounds in the language and moves from the sounds to the written word.
- Children will learn the skills of blending to read and segmenting to spell. They will also learn to manipulate sounds (swap one sound for another in a word)
- Initial code – single sounds
- Extended code – sounds represented by more than one spelling and more than one letter. Spellings represented by more than one sound.
- No sight words, no flashcards.

SOUNDS-WRITE
First Rate Phonics

Challenge



How many sounds are in each of these words?

mat

sprint

dough

fetch

Conceptual Knowledge

1. Letters are symbols (spellings) that represent sounds.
2. A sound may be spelled by 1, 2, 3 or 4 letters.

dog	street	night	dough

3. The same sound can be spelled in more than one way.

One sound – different spellings

rain	break	gate	stay

4. Many spellings can represent more than one sound.

One spelling – different sounds

head	seat	break

Skills

1. Blending – the ability to push sounds together to build words.

   Example: /k/ /a/ /t/ → cat

2. Segmenting – the ability to pull apart the individual sounds in words.

   Example: pig → /p/ /i/ /g/

3. Phoneme manipulation – the ability to insert sounds into and delete sounds out of words.

   This skill is necessary to test out alternatives for spellings that represent more than one sound.

Ex: spelling < o >.

Is it /o/ as in hot, /oe/ as in no, or /u/ as in son?

Initial Code Units

Unit 1 - a, i, m, s, t
Unit 2 – n, o, p
Unit 3 – b, c, g, h
Unit 4 – d, e, f, v
Unit 5 – k, l, r, u
Unit 6 – j, w, z
Unit 7 – x, y, ff, ll, ss, zz

Concept of 2 letters can spell 1 sound introduced

Some every day words such as ‘is’, ‘the’, ‘they’, ‘I’ and ‘was’ are introduced.

Initial Code Units

Units 8, 9 and 10

no new sounds - blending adjacent consonants

e.g. list, flap, twist, scrub

Unit 11 – sh, ch, th, (thin & them) ck, wh, ng, q & u for kw, ve, tch

Bridging unit – concept the same sound can be spelled in different ways.

eg – c, k, ck, q

ch,tch

w,wh

v, ve

Sounds-Write lessons

- Sound swap
- Word building

Extended Code Year 1 & 2

- 2 or more letters spelling one sound.
- The same sound can be spelt in more than one way eg
  - ay – play
  - ai – rain
  - ea – break
  - a – cake

- One spelling can represent more than one sound eg
  - o – go /oe/
  - o – hot /o/
  - o – son /u/

- Polysyllabic words – ra\bbit

How you can help with phonics…

- Make words with magnetic letters on your fridge or foam letters in the bath
- Making letters or words with playdough
- Practice oral blending.
- Recognise letters and words when out & about.









How you can help with phonics…
Use ‘pure’ sounds.



https://www.youtube.com/watch?v=a8ZMfYjdN-s
Alex saying the Sounds Write initial code

Reading at Home

- Set aside a specific time for reading every day. Try not to do the reading when you are both tired!
- Quiet place – no TV etc
- Be positive. Praise your child for trying hard at their reading.
- Let them know it is alright to make mistakes.



Reading at Home

- **Wordless book** – use the pictures to talk about what you see or tell a story
- **Phonics book** – **your child should be able to read this themselves** possibly with some support. Read **at least 3 times** and **sign the reading record book each time.**
- **Library book** – enjoy this together, read to your child, discuss pictures etc
- Water damage!



Wordless books



Phonics book



Say the sounds and read the word.

Library books

- Predict
- Read to your child
- Discuss
- Look at the pictures
- Do you know any other stories about…?
- Retell the story in your own words
- Read the story again as many times as you like.







You reading **to** your child



- Introduce your children to different types of books
- Read them your favourite childhood book
- Read slowly, with expression.
- Talk about what is happening and what might happen next.
- Leave the story on a cliff-hanger!

Reading Skills

Reading skills needed to understand the text:

- Vocabulary
- Inference
- Predict
- Retrieve
- Sequence

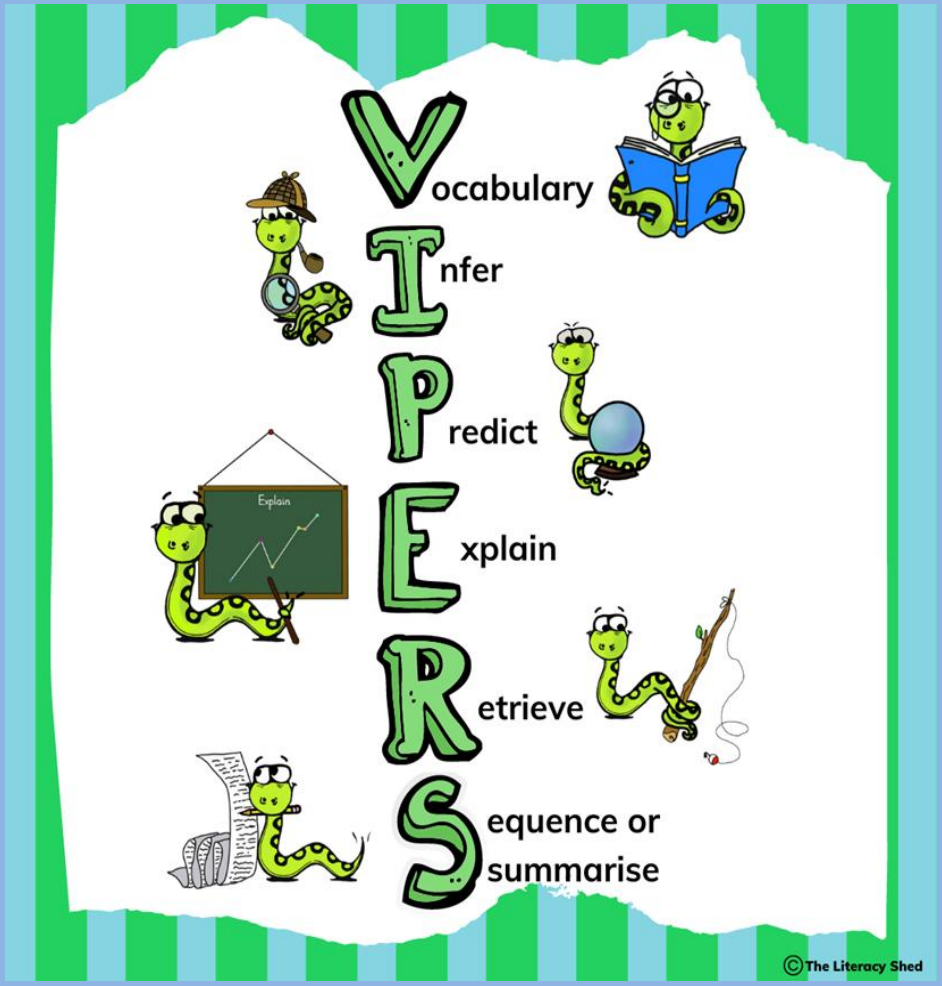

We use the vipers to help with questions

The Million word gap

The number of words children will have heard by the age of 5.

Science Daily 2019 quoted in
The Reading Framework
DfE July 2023

Never read to	4,662
1-2 times per week	63,570
3-5 times per week	169,520
Daily	296,600
5 books a day	1,483,300

The Sounds-Write App

The Initial Code by Sounds-Write app follows the Sounds-Write Initial Code sequence and provides a variety of activities to develop students' skills in the following areas:

- Blending and segmenting
- Word reading and writing
- Sentence reading and writing

The app is available on the Apple App Store (**for use on iPads only**). The free version of the app provides a sample of activities, with the full version available as an in-app purchase.

Download and try it free from the UK iTunes app store. Or from here if you're in Australia. Please remember to access the app from your iPad.



+ Free course for parents in 2 parts

https://www.sounds-write.co.uk/parents-carers/support-for-parents-carers/

Any questions….?



Talk to someone at the workshop or ask your child's teacher.



